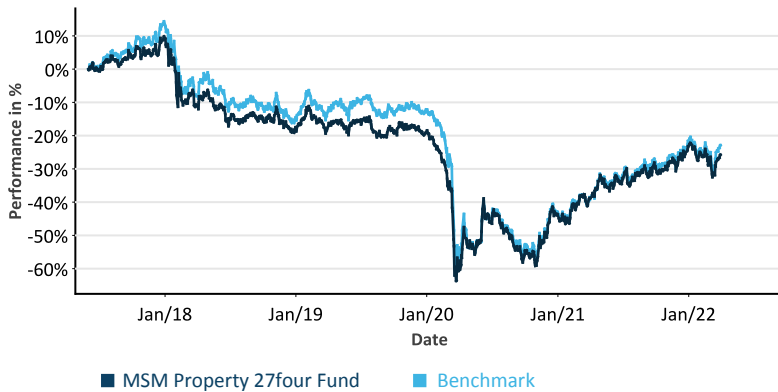


Cumulative Returns Since Inception

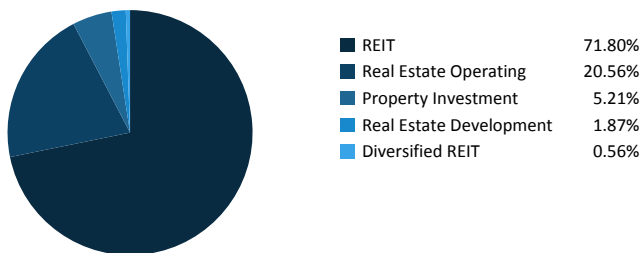


The investment performance is for illustrative purposes only, is net of fees and assumes dividends and distributions are reinvested.

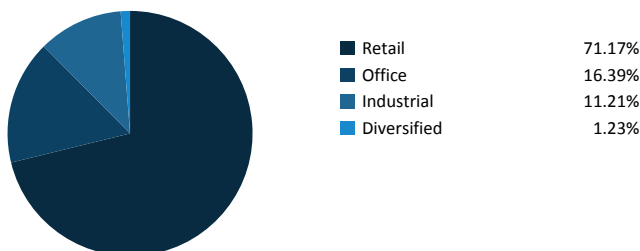
Fund Performance Class A1 (Net of Fees)

Year	Jan	Feb	Mar	Apr	May	Jun	Jul	Aug	Sep	Oct	Nov	Dec
2017						-0.58%	2.87%	-0.72%	2.01%	0.86%	1.37%	3.73%
						-0.16%	3.70%	0.76%	1.19%	1.99%	1.92%	4.21%
2018	-9.84%	-9.15%	-1.15%	5.38%	-5.83%	-3.52%	-0.40%	1.42%	-1.11%	-1.20%	-1.27%	-0.55%
	-9.91%	-9.90%	-0.96%	7.68%	-5.92%	-3.45%	-0.50%	2.15%	-2.60%	-1.69%	-1.29%	-1.06%
2019	7.30%	-5.35%	-2.26%	2.20%	-0.74%	1.32%	-1.98%	-3.03%	1.37%	2.74%	-1.02%	-1.99%
	9.18%	-5.70%	-1.46%	3.17%	-0.87%	2.20%	-1.20%	-3.57%	0.30%	1.89%	0.81%	-2.07%
2020	-5.42%	-15.08%	-36.37%	17.15%	-1.28%	13.57%	-3.37%	-10.73%	-5.58%	-7.61%	21.52%	13.58%
	-3.06%	-15.69%	-36.57%	7.00%	-0.76%	13.41%	-3.19%	-8.59%	-2.97%	-8.50%	17.47%	13.68%
2021	-3.53%	9.26%	2.92%	10.97%	-3.17%	2.24%	-1.03%	6.71%	-0.27%	-1.04%	1.37%	8.18%
	-3.21%	8.60%	1.23%	11.68%	-2.88%	3.37%	-0.64%	7.46%	-0.78%	-1.69%	2.16%	7.88%
2022	-2.93%	-3.84%	3.64%									
	-2.85%	-3.26%	5.05%									

Asset Allocation



Sector Allocation



Investment Summary

The fund invests in listed property equities listed on the JSE. Returns are likely to be volatile, especially over short- and medium-term periods. Suitable for those investors who seek exposure to JSE-listed property equities to provide long-term capital growth as well as a steady income stream. Typically have medium to long term investment horizon i.e. 1 year and more.

Fund manager



Musi Skosana holds a MSc from University of Witwatersrand and a Postgraduate Diploma in Management from Wits Business School. He was awarded Equity dealer of the year for 2014 by ABSIP.

Basic Information

Fund Inception	1 June 2017
Fund Size	R 141.84 Mn
NAV (per unit)	R 53.47
Units issued	3,418,734.00
Fund Category	South African Real Estate General
Fund Benchmark	FTSE/JSE All Property Total Return Index (ALPI)
Fund Risk Profile	High
Minimum Lump Sum	R2000
Minimum Monthly Deposit	R300
Initial Fee	None
Annual Management Fee	1.15% (Incl. VAT)
Performance Fee	None
Total expense ratio (Quarter End March 2021)	TER 1.31% (Incl. VAT)
	TC 0.26% (Incl. VAT)
	TIC 1.57% (Incl. VAT)
Income Distributions	Annually, last business day of March March 2021: 1.42 cents per unit

Key Statistics

	1 M	6 M	1 Y	3 Y	Since Inception
Returns	3.64%	4.99%	21.47%	-9.31%	-25.71%
	5.05%	6.97%	27.06%	-11.02%	-22.85%
annualized Returns				-3.20%	-5.97%
				-3.81%	-5.23%
Volatility	26.37%	18.68%	18.16%	29.72%	25.18%
	24.80%	18.53%	17.23%	30.23%	25.60%
Maximum Drawdown	-8.25%	-13.17%	-13.17%	-57.60%	-66.93%
	-8.39%	-13.68%	-13.68%	-57.57%	-65.86%
Sharpe Ratio	1.70	0.33	0.95	-0.26	-0.44
	2.63	0.53	1.26	-0.26	-0.39
Highest annualized return (09/27/2021)					71.65%
Lowest annualized return (03/23/2020)					-55.91%

■ MSM Property 27four Fund ■ Benchmark

Monthly Commentary

March ended the first quarter as war continued between Ukraine/Russia, pushing commodities up, with oil breaching \$120 per barrel. The U.S. reported inflation of 7.9% beating estimates which prompted the Federal Reserve to increase rates of 25bps, promising of 50bps in future hikes. The Rand improved as the All Share index surged to all-time highs due to commodity and banking equities and GDP for 2021 came in at 4.9% for South Africa. Listed property bounced back as companies reported good six-month earnings. The portfolio ended up 3.74% for the month and we ended the quarter at -2.97%.

Glossary summary

Volatility: Volatility refers to the amount of uncertainty or risk related to the size of changes in a security's value. A higher volatility means that a security's value can potentially be spread out over a larger range of values.

Max Drawdown: The maximum peak to trough loss suffered by the Fund since inception.

Sharpe Ratio: The Sharpe ratio is used to indicate the excess return the portfolio delivers over the risk-free rate per unit of risk adopted by the fund.

Annualised performance: Annualised performance shows longer term performance rescaled to a 1-year period. Annualised performance is the average return per year over the period. Actual annual figures are available to the investor on request.

Highest & Lowest return: The highest and lowest returns for any 1 year over the period since inception have been shown.

NAV: The net asset value represents the assets of a Fund less its liabilities.

Investment Objective

The fund is an actively managed fund that has a total return objective that is to grow income stream as well as capital growth. In order to achieve this investment objective the securities normally to be included in the portfolio will primarily consist of property shares, Real Estate Investment Trusts and cash.

Top 5 Holdings

Security	Weight
Nepi Rockcastle PLC	12.24%
Growthpoint Properties Ltd	11.52%
Resilient REIT Limited	8.23%
Redefine Properties Limited	8.07%
Hyprop Investments Ltd	7.38%

Risk Profile

Lower Risk					Higher Risk	
1	2	3	4	5	6	7
Potentially lower rewards					Potentially higher rewards	

Risk Guidance

High: Generally these portfolios hold more equity exposure than any other risk profiled portfolios, therefore tend to carry more volatility. Expected potential long term returns could be higher than other risk profiles, in turn potential losses of capital could be higher.

Property risk: Investments in real estate securities can carry the same risks as investing directly in real estate itself. Real estate prices move in response to a variety of factors, including local, regional and national economic and political conditions, interest rates and tax considerations.

Liquidity risk: If there are insufficient buyers or sellers of particular investments, the result may lead to delays in trading and being able to make settlements, and/or large fluctuations in value. This may lead to larger financial losses than expected.

Management company*	27four Collective Investments (RF)(Pty)Ltd Physical address: Building 2, Ground Floor, Cavendish Links , 1 Cavendish Street Claremont, Cape Town, 7708 Postal address: P O Box 44467, Claremont, 7735 Telephone number: +27 11 442 2464 E-mail address: info@27four.com
Fund manager	Musi Skosana
Fund Trustees*	Nedbank Investor Services Physical address: 2 nd Floor, 16 Constantia Boulevard, Constantia Kloof, Roodepoort, 1709 Telephone number: +27 11 534 6557 www.nedbank.co.za
Auditor	BDO

Investment Management Company**	MSM Property Fund (Pty) Ltd, Registration number: 2012/126574/07 is an authorised Financial Services Provider (FSP 45939) under the Financial Advisory and Intermediary Services Act (No.37 of 2002), to act in the capacity as investment manager.
Contact Details	1st Floor, 3 Exchange Square, 87 Maude Street, Sandton 2196, Johannesburg, South Africa
Telephone	+2711 326 8214
Website	www.msmpropertyfund.com
Email	info@msmproperty.co.za

* The Management Company and Trustee are registered and approved under the Collective Investment Schemes Control Act (No.45 of 2002).

** This document is for information purposes only and does not constitute or form part of any offer to issue or sell or any solicitation of any offer to subscribe for or purchase any particular investments. Opinions expressed in this document may be changed without notice at any time after publication. We therefore disclaim any liability for any loss, liability, damage (whether direct or consequential) or expense of any nature whatsoever which may be suffered as a result of or which may be attributable directly or indirectly to the use of or reliance upon the information. This information is not advice, as defined in the Financial Advisory and Intermediary Services Act (NO.37 of 2002). Please be advised that there may be representatives acting under supervision.

Disclaimer

This portfolio operates as a white label under the 27four Unit Trust Scheme, which is governed by the Collective Investment Schemes Control Act. Collective Investment Schemes in Securities (CIS) should be considered as medium to long-term investments. The value may go up as well as down and past performance is not necessarily a guide to future performance. CIS's are traded at the ruling price and can engage in scrip lending and borrowing. The collective investment scheme may borrow up to 10% of the market value of the portfolio to bridge insufficient liquidity. The management company is a member of the Association for Savings and Investment SA (ASISA). A schedule of fees, charges and maximum commissions is available on request from the management company. There is no guarantee in respect of capital or returns in a portfolio. A CIS may be closed to new investors in order for it to be managed more efficiently in accordance with its mandate. CIS prices are calculated on a net asset basis, which is the total value of all the assets in the portfolio including any income accruals and less any permissible deductions (brokerage, STT, VAT, auditor's fees, bank charges, trustee and custodian fees and the annual management fee) from the portfolio divided by the number of participatory interests (units) in issue. Forward pricing is used. The Fund's Total Expense Ratio (TER) reflects the percentage of the average Net Asset Value (NAV) of the portfolio that was incurred as charges, levies and fees related to the management of the portfolio. A higher TER does not necessarily imply a poor return, nor does a low TER imply a good return. The current TER cannot be regarded as an indication of future TER's. During the phase in period TER's do not include information gathered over a full year. Transaction Costs (TC) is the percentage of the value of the Fund incurred as costs relating to the buying and selling of the Fund's underlying assets. Transaction costs are a necessary cost in administering the Fund and impacts Fund returns. It should not be considered in isolation as returns may be impacted by many other factors over time including market returns, the type of Fund, investment decisions of the investment manager and the TER. The TER can be based on the management fee (including VAT) of 1.15% and projected audit fees, trustee fees, custody fees and other administration costs for the next 12 months. TCs can be based on costs incurred to date, annualised for the year, including STT and brokerage fees, VAT inclusive.

The management company retains full legal responsibility for any third-party-named portfolio. Where foreign securities are included in a portfolio there may be potential constraints on liquidity and the repatriation of funds, macroeconomic risks, political risks, foreign exchange risks, tax risks, settlement risks; and potential limitations on the availability of market information. The investor acknowledges the inherent risk associated with the selected investments and that there are no guarantees. Please note that all documents, notifications of deposit, investment, redemption and switch applications must be received by 27four Collective Investments by or before 2pm (SA), to be transacted at the net asset value price for that day. Where all required documentation is not received before the stated cut off time 27four Collective Investments shall not be obliged to transact at the net asset value price as agreed to. Funds are priced at either 3pm or 5pm depending on the nature of the Fund. Prices are published daily and are available on the 27four Collective Investments website.

Portfolio performance figures are calculated for the relevant class of the portfolio. Performance has been calculated using net NAV to NAV numbers with income reinvested. The performance for each period shown reflects the return for investors who have been fully invested for that period. Individual investor performance may differ as a result of initial fees, the actual investment date, the date of reinvestments and dividend withholding tax. Full performance calculations are available from the management company on request.

For any additional information such as fund prices, brochures and application forms please go to www.msmpropertyfund.com.

All performance returns are based on data sourced from Prescient and are as at 31 March 2022.

Issue Date: 14 April 2022